

Vista II

Metal Seating Collection

When ordering this product, specification codes must be added to unit Model Number, as shown below.

NOTE: Upholstery and/or additional options must be specified separately.



Vista II

MODEL
NUMBER -

METAL FRAME
FINISH -

ARM CAP
FINISH -

SV200 -S -CH

| GM Gunmetal | Wood | Polyurethane |
|---------------------------|---------------------------|---------------------|
| MB Metallic Beige | AR Aria | PB Black |
| SB Smooth Black | CL Candlelight | PG Grey |
| SS Smooth Silver | CN Chestnut | PT Taupe |
| TB Textured Black | CH Chocolate | |
| TN Textured Nickel | DV Dolce Vita | |
| | GR Grenada | |
| | HM Hard Rock Maple | |
| | HA Havana | |
| | PA Palomino | |
| | PE Pebble | |
| | SA Sand | |
| | WC White Chocolate | |

Vista II

Metal Seating Collection

Different fabrics may be specified on the seat and on the back. In this case, use the higher grade of the two. No additional upcharge applies. All prices are in CA dollars (CAD).

SV200-21

DESCRIPTION –

Guest Chair
21" seat width



DIMENSIONS –

Width 23.5

Depth 26.5

Height 35

Seat Width 21

Seat Height 18.5

Arm Height 26

COM Yard Back 1.25

COM Yard Seat 0.75

Cubic Feet 15

Ship Weight 38

OPTIONS –

Moisture barrier, *per seat* +85

Gangling bracket (1 per 2 chairs) +50

Wood arm caps +0

Polyurethane arm caps +0

Corian® Solid Surface arm caps +795

Flex-back +250



FLEX-BACK

| MODEL NO. | COM/1 | 2 | 3 | 4 | 5 | 6 | 7 | 8 |
|-----------|-------|------|------|------|------|------|------|------|
| SV200-21 | 1324 | 1480 | 1628 | 1783 | 1940 | 2104 | 2269 | 2438 |

SV200-24

DESCRIPTION –

Guest Chair
24" seat width



DIMENSIONS –

Width 26.5

Depth 26.5

Height 35

Seat Width 24

Seat Height 18.5

Arm Height 26

COM Yard Back 1.25

COM Yard Seat 0.75

Cubic Feet 15

Ship Weight 38

OPTIONS –

Moisture barrier, *per seat* +85

Gangling bracket (1 per 2 chairs) +50

Wood arm caps +0

Polyurethane arm caps +0


Corian® Solid Surface arm caps +795

Flex-back +250



FLEX-BACK

| MODEL NO. | COM/1 | 2 | 3 | 4 | 5 | 6 | 7 | 8 |
|-----------|-------|------|------|------|------|------|------|------|
| SV200-24 | 1474 | 1631 | 1777 | 1928 | 2085 | 2247 | 2411 | 2577 |



Vista II

Metal Seating Collection

Different fabrics may be specified on the seat and on the back. In this case, use the higher grade of the two. No additional upcharge applies. All prices are in CA dollars (CAD).

SV210

DESCRIPTION –

Guest Chair



DIMENSIONS –

| | |
|---------------|------|
| Width | 33.5 |
| Depth | 26.5 |
| Height | 35 |
| Seat Width | 31 |
| Seat Height | 18.5 |
| Arm Height | 26.5 |
| COM Yard Back | 1.75 |
| COM Yard Seat | 1.25 |
| Cubic Feet | 21 |
| Ship Weight | 50 |

OPTIONS –

| | |
|-----------------------------------|------|
| Moisture barrier, <i>per seat</i> | +85 |
| Gangling bracket (1 per 2 chairs) | +50 |
| Wood arm caps | +0 |
| Polyurethane arm caps | +0 |
| Corian® Solid Surface arm caps | +795 |

| MODEL NO. | COM/1 | 2 | 3 | 4 | 5 | 6 | 7 | 8 |
|--------------|-------|------|------|------|------|------|------|------|
| SV210 | 1762 | 1993 | 2216 | 2446 | 2682 | 2928 | 3177 | 3431 |

SV200-42

DESCRIPTION –

Settee




DIMENSIONS –

| | |
|---------------|------|
| Width | 44.5 |
| Depth | 26.5 |
| Height | 35 |
| Seat Width | 42 |
| Seat Height | 18.5 |
| Arm Height | 26.5 |
| COM Yard Back | 2.5 |
| COM Yard Seat | 1.5 |
| Cubic Feet | 25 |
| Ship Weight | 64 |

OPTIONS –

| | |
|-----------------------------------|------|
| Moisture barrier, <i>per seat</i> | +170 |
| Wood arm caps | +0 |
| Polyurethane arm caps | +0 |
| Corian® Solid Surface arm caps | +795 |

| MODEL NO. | COM/1 | 2 | 3 | 4 | 5 | 6 | 7 | 8 |
|-----------------|-------|------|------|------|------|------|------|------|
| SV200-42 | 2208 | 2521 | 2820 | 3131 | 3452 | 3785 | 4122 | 4466 |



Vista II

Metal Seating Collection

Different fabrics may be specified on the seat and on the back. In this case, use the higher grade of the two. No additional upcharge applies. All prices are in CA dollars (CAD).

SV250

DESCRIPTION –

Hip Chair



DIMENSIONS –

Width 23.5

Depth 30.5

Height 41

Seat Width 21

Seat Height 24.5

Arm Height 32

COM Yard Back 1.25

COM Yard Seat 0.75

Cubic Feet 18

Ship Weight 46

OPTIONS –

Moisture barrier, *per seat* +85

Wood arm caps +0

Polyurethane arm caps +0

Corian® Solid Surface arm caps +795

| MODEL NO. | COM/1 | 2 | 3 | 4 | 5 | 6 | 7 | 8 |
|-----------|-------|------|------|------|------|------|------|------|
| SV250 | 2311 | 2493 | 2657 | 2826 | 2999 | 3177 | 3360 | 3543 |

SV220N-21

DESCRIPTION –

Two-seat

21" seat width



DIMENSIONS –

Width 44

Depth 26.5

Height 35

Seat Width 21

Seat Height 18.5

Arm Height 26.5

COM Yard Back 2.5

COM Yard Seat 1.5

Cubic Feet 28

Ship Weight 62

OPTIONS –


Moisture barrier, *per seat* +85

Wood arm caps +0

Polyurethane arm caps +0

Corian® Solid Surface arm caps +795

| MODEL NO. | COM/1 | 2 | 3 | 4 | 5 | 6 | 7 | 8 |
|-----------|-------|------|------|------|------|------|------|------|
| SV220N-21 | 2046 | 2337 | 2617 | 2907 | 3206 | 3515 | 3830 | 4149 |



Vista II

Metal Seating Collection

Different fabrics may be specified on the seat and on the back. In this case, use the higher grade of the two. No additional upcharge applies. All prices are in CA dollars (CAD).

SV220N-24

DESCRIPTION –

Two-seat
24" seat width



DIMENSIONS –

Width 50
Depth 26.5
Height 35
Seat Width 24
Seat Height 18.5
Arm Height 26.5
COM Yard Back 2.5
COM Yard Seat 1.5
Cubic Feet 28
Ship Weight 62

OPTIONS –

Moisture barrier, *per seat* +85
Wood arm caps +0
Polyurethane arm caps +0
Corian® Solid Surface arm caps +795

| MODEL NO. | COM/1 | 2 | 3 | 4 | 5 | 6 | 7 | 8 |
|-----------|-------|------|------|------|------|------|------|------|
| SV220N-24 | 2213 | 2526 | 2825 | 3138 | 3459 | 3790 | 4128 | 4472 |

SV220H-21

DESCRIPTION –

Two-seat, half center arm
21" seat width




DIMENSIONS –

Width 45
Depth 26.5
Height 35
Seat Width 21
Seat Height 18.5
Arm Height 26.5
COM Yard Back 2.5
COM Yard Seat 1.5
Cubic Feet 28
Ship Weight 65

OPTIONS –

Moisture barrier, *per seat* +85
Wood arm caps +0
Polyurethane arm caps +0
Corian® Solid Surface arm caps +1193

| MODEL NO. | COM/1 | 2 | 3 | 4 | 5 | 6 | 7 | 8 |
|-----------|-------|------|------|------|------|------|------|------|
| SV220H-21 | 2294 | 2593 | 2879 | 3173 | 3477 | 3791 | 4112 | 4436 |



Vista II

Metal Seating Collection

Different fabrics may be specified on the seat and on the back. In this case, use the higher grade of the two. No additional upcharge applies. All prices are in CA dollars (CAD).

SV220H-24

DESCRIPTION –

Two-seat, half center arm
24" seat width



DIMENSIONS –

| | |
|---------------|------|
| Width | 51 |
| Depth | 26.5 |
| Height | 35 |
| Seat Width | 24 |
| Seat Height | 18.5 |
| Arm Height | 26.5 |
| COM Yard Back | 2.5 |
| COM Yard Seat | 1.5 |
| Cubic Feet | 28 |
| Ship Weight | 65 |

OPTIONS –

| | |
|-----------------------------------|-------|
| Moisture barrier, <i>per seat</i> | +85 |
| Wood arm caps | +0 |
| Polyurethane arm caps | +0 |
| Corian® Solid Surface arm caps | +1193 |

| MODEL NO. | COM/1 | 2 | 3 | 4 | 5 | 6 | 7 | 8 |
|------------------|-------|------|------|------|------|------|------|------|
| SV220H-24 | 2462 | 2766 | 3053 | 3352 | 3659 | 3977 | 4300 | 4628 |

SV220F-21

DESCRIPTION –

Two-seat, full center arm
21" seat width




DIMENSIONS –

| | |
|---------------|------|
| Width | 45 |
| Depth | 26.5 |
| Height | 35 |
| Seat Width | 21 |
| Seat Height | 18.5 |
| Arm Height | 26.5 |
| COM Yard Back | 2.5 |
| COM Yard Seat | 1.5 |
| Cubic Feet | 28 |
| Ship Weight | 68 |

OPTIONS –

| | |
|-----------------------------------|-------|
| Moisture barrier, <i>per seat</i> | +85 |
| Wood arm caps | +0 |
| Polyurethane arm caps | +0 |
| Corian® Solid Surface arm caps | +1193 |

| MODEL NO. | COM/1 | 2 | 3 | 4 | 5 | 6 | 7 | 8 |
|------------------|-------|------|------|------|------|------|------|------|
| SV220F-21 | 2430 | 2732 | 3020 | 3317 | 3625 | 3938 | 4257 | 4580 |



Vista II

Metal Seating Collection

Different fabrics may be specified on the seat and on the back. In this case, use the higher grade of the two. No additional upcharge applies. All prices are in CA dollars (CAD).

SV220F-24

DESCRIPTION –

Two-seat, full center arm
24" seat width



DIMENSIONS –

| | |
|---------------|------|
| Width | 51 |
| Depth | 26.5 |
| Height | 35 |
| Seat Width | 24 |
| Seat Height | 18.5 |
| Arm Height | 26.5 |
| COM Yard Back | 2.5 |
| COM Yard Seat | 1.5 |
| Cubic Feet | 28 |
| Ship Weight | 68 |

OPTIONS –

| | |
|-----------------------------------|-------|
| Moisture barrier, <i>per seat</i> | +85 |
| Wood arm caps | +0 |
| Polyurethane arm caps | +0 |
| Corian® Solid Surface arm caps | +1193 |

| MODEL NO. | COM/1 | 2 | 3 | 4 | 5 | 6 | 7 | 8 |
|------------------|-------|------|------|------|------|------|------|------|
| SV220F-24 | 2596 | 2925 | 3239 | 3562 | 3896 | 4242 | 4594 | 4950 |

SV230N-21

DESCRIPTION –

Three-seat, no center arms
21" seat width




DIMENSIONS –

| | |
|---------------|------|
| Width | 64.5 |
| Depth | 26.5 |
| Height | 35 |
| Seat Width | 21 |
| Seat Height | 18.5 |
| Arm Height | 26 |
| COM Yard Back | 3.75 |
| COM Yard Seat | 2.25 |
| Cubic Feet | 42 |
| Ship Weight | 86 |

OPTIONS –

| | |
|-----------------------------------|------|
| Moisture barrier, <i>per seat</i> | +85 |
| Wood arm caps | +0 |
| Polyurethane arm caps | +0 |
| Corian® Solid Surface arm caps | +795 |

| MODEL NO. | COM/1 | 2 | 3 | 4 | 5 | 6 | 7 | 8 |
|------------------|-------|------|------|------|------|------|------|------|
| SV230N-21 | 2947 | 3418 | 3873 | 4345 | 4831 | 5337 | 5852 | 6377 |



Vista II

Metal Seating Collection

Different fabrics may be specified on the seat and on the back. In this case, use the higher grade of the two. No additional upcharge applies. All prices are in CA dollars (CAD).

SV230N-24

DESCRIPTION –

Three-seat, no center arms
24" seat width



DIMENSIONS –

Width 73.5
Depth 26.5
Height 35
Seat Width 24
Seat Height 18.5
Arm Height 26
COM Yard Back 3.75
COM Yard Seat 2.25
Cubic Feet 42
Ship Weight 86

OPTIONS –

Moisture barrier, *per seat* +85
Wood arm caps +0
Polyurethane arm caps +0
Corian® Solid Surface arm caps +795

| MODEL NO. | COM/1 | 2 | 3 | 4 | 5 | 6 | 7 | 8 |
|-----------|-------|------|------|------|------|------|------|------|
| SV230N-24 | 3231 | 3710 | 4172 | 4649 | 5142 | 5654 | 6174 | 6701 |

SV230H-21

DESCRIPTION –

Three-seat, half center arms
21" seat width




DIMENSIONS –

Width 66.5
Depth 26.5
Height 35
Seat Width 21
Seat Height 18.5
Arm Height 26
COM Yard Back 3.75
COM Yard Seat 2.25
Cubic Feet 42
Ship Weight 92

OPTIONS –

Moisture barrier, *per seat* +85
Wood arm caps +0
Polyurethane arm caps +0
Corian® Solid Surface arm caps +1590

| MODEL NO. | COM/1 | 2 | 3 | 4 | 5 | 6 | 7 | 8 |
|-----------|-------|------|------|------|------|------|------|------|
| SV230H-21 | 3391 | 3875 | 4339 | 4822 | 5318 | 5832 | 6356 | 6887 |



Vista II

Metal Seating Collection

Different fabrics may be specified on the seat and on the back. In this case, use the higher grade of the two. No additional upcharge applies. All prices are in CA dollars (CAD).

SV230H-24

DESCRIPTION –

Three-seat, half center arms
24" seat width



DIMENSIONS –

Width 75.5
Depth 26.5
Height 35
Seat Width 24
Seat Height 18.5
Arm Height 26
COM Yard Back 3.75
COM Yard Seat 2.25
Cubic Feet 42
Ship Weight 92

OPTIONS –

Moisture barrier, *per seat* +85
Wood arm caps +0
Polyurethane arm caps +0
Corian® Solid Surface arm caps +1590

| MODEL NO. | COM/1 | 2 | 3 | 4 | 5 | 6 | 7 | 8 |
|-----------|-------|------|------|------|------|------|------|------|
| SV230H-24 | 3688 | 4181 | 4650 | 5140 | 5637 | 6162 | 6697 | 7238 |

SV230F-21

DESCRIPTION –

Three-seat, full center arms
21" seat width




DIMENSIONS –

Width 66.5
Depth 26.5
Height 35
Seat Width 21
Seat Height 18.5
Arm Height 26
COM Yard Back 3.75
COM Yard Seat 2.25
Cubic Feet 42
Ship Weight 98

OPTIONS –

Moisture barrier, *per seat* +85
Wood arm caps +0
Polyurethane arm caps +0
Corian® Solid Surface arm caps +1590

| MODEL NO. | COM/1 | 2 | 3 | 4 | 5 | 6 | 7 | 8 |
|-----------|-------|------|------|------|------|------|------|------|
| SV230F-21 | 3541 | 4030 | 4490 | 4983 | 5475 | 6000 | 6532 | 7076 |



Vista II

Metal Seating Collection

Different fabrics may be specified on the seat and on the back. In this case, use the higher grade of the two. No additional upcharge applies. All prices are in CA dollars (CAD).

SV230F-24

DESCRIPTION –

Three-seat, full center arms
24" seat width

DIMENSIONS –


Width 75.5
Depth 26.5
Height 35
Seat Width 24
Seat Height 18.5
Arm Height 26
COM Yard Back 3.75
COM Yard Seat 2.25
Cubic Feet 42
Ship Weight 98

OPTIONS –

Moisture barrier, *per seat* +85
Wood arm caps +0
Polyurethane arm caps +0
Corian® Solid Surface arm caps +1590



| MODEL NO. | COM/1 | 2 | 3 | 4 | 5 | 6 | 7 | 8 |
|------------------|-------|------|------|------|------|------|------|------|
| SV230F-24 | 3834 | 4331 | 4805 | 5296 | 5798 | 6325 | 6860 | 7404 |



Vista II Highback

Patient Seating Collection

Different fabrics may be specified on the seat and on the back. In this case, use the higher grade of the two. No additional upcharge applies. All prices are in CA dollars (CAD).

SV240-21

DESCRIPTION –

Highback
21" seat width



DIMENSIONS –

Width 23.5
Depth 26.5
Height 45.5
Seat Width 21
Seat Height 18.5
Arm Height 26
COM Yard Back 1.75
COM Yard Seat 0.75
Cubic Feet 20
Ship Weight 46

OPTIONS –

Moisture barrier, *per seat* +85
Tilt and Roll +225
Wood arm caps +0
Polyurethane arm caps +0
Corian® Solid Surface arm caps +795
Flex-back +250



FLEX-BACK

| MODEL NO. | COM/1 | 2 | 3 | 4 | 5 | 6 | 7 | 8 |
|-----------------|-------|------|------|------|------|------|------|------|
| SV240-21 | 1613 | 1857 | 2094 | 2338 | 2591 | 2853 | 3120 | 3391 |

SV240-24

DESCRIPTION –

Highback
24" seat width



DIMENSIONS –

Width 26.3
Depth 26.5
Height 45.5
Seat Width 24
Seat Height 18.5
Arm Height 26
COM Yard Back 2
COM Yard Seat 1
Cubic Feet 21
Ship Weight 54


OPTIONS –

Moisture barrier, *per seat* +85
Tilt and Roll +225
Wood arm caps +0
Polyurethane arm caps +0
Corian® Solid Surface arm caps +795
Flex-back +250



FLEX-BACK

| MODEL NO. | COM/1 | 2 | 3 | 4 | 5 | 6 | 7 | 8 |
|-----------------|-------|------|------|------|------|------|------|------|
| SV240-24 | 1770 | 2011 | 2246 | 2486 | 2736 | 2993 | 3253 | 3518 |



Vista II Highback

Patient Seating Collection

Different fabrics may be specified on the seat and on the back. In this case, use the higher grade of the two. No additional upcharge applies. All prices are in CA dollars (CAD).

SV240-31

DESCRIPTION –

Highback
31" seat width



DIMENSIONS –

Width 33.5
Depth 26.5
Height 45.5
Seat Width 31
Seat Height 18.5
Arm Height 26
COM Yard Back 2.25
COM Yard Seat 1.25
Cubic Feet 24
Ship Weight 56

OPTIONS –

Moisture barrier, *per seat* +85
Tilt and Roll +195
Wood arm caps +0
Polyurethane arm caps +0
Corian® Solid Surface arm caps +795

| MODEL NO. | COM/1 | 2 | 3 | 4 | 5 | 6 | 7 | 8 |
|-----------|-------|------|------|------|------|------|------|------|
| SV240-31 | 1979 | 2228 | 2466 | 2710 | 2966 | 3226 | 3491 | 3760 |

SV2FR

DESCRIPTION –


Foot Rest



DIMENSIONS –

Width 18.5
Depth 14
Height 13
COM Yard 0.75
Cubic Feet 3
Ship Weight 15

| MODEL NO. | COM/1 | 2 | 3 | 4 | 5 | 6 | 7 | 8 |
|-----------|-------|-----|-----|-----|-----|-----|------|------|
| SV2FR | 732 | 784 | 830 | 881 | 933 | 982 | 1035 | 1089 |



Vista II Benches

Patient Seating Collection

Different fabrics may be specified on the seat and on the back. In this case, use the higher grade of the two. No additional upcharge applies. All prices are in CA dollars (CAD).

V2B-42

DESCRIPTION –

Two-seat Bench
W 44.5 D 25 H 18



DIMENSIONS –

Seat Width 42
Seat Height 18
Arm Height 24
COM Yard 2
Cubic Feet 16
Ship Weight 46

OPTIONS –

Moisture barrier +80
Wood arm caps +0
Polyurethane arm caps +0

| MODEL NO. | COM/1 | 2 | 3 | 4 | 5 | 6 | 7 | 8 |
|-----------|-------|------|------|------|------|------|------|------|
| V2B-42 | 1735 | 1913 | 2080 | 2251 | 2428 | 2612 | 2799 | 2989 |

V2B-63

DESCRIPTION –

Three-seat Bench
W 65.5 D 25 H 18




DIMENSIONS –

Seat Width 63
Seat Height 18
Arm Height 24
COM Yard 3
Cubic Feet 22
Ship Weight 65

OPTIONS –


Moisture barrier +120
Wood arm caps +0
Polyurethane arm caps +0

| MODEL NO. | COM/1 | 2 | 3 | 4 | 5 | 6 | 7 | 8 |
|-----------|-------|------|------|------|------|------|------|------|
| V2B-63 | 2345 | 2605 | 2851 | 3104 | 3366 | 3634 | 3907 | 4184 |



Vista II

Metal Seating Collection



UCT-90S

DESCRIPTION –

Radius Corner Table

Includes two connecting brackets



DIMENSIONS –

Width 28

Depth 28

Cubic Feet 2

Ship Weight 25

AVAILABLE IN 12 LAMINATED FINISHES –

Aria, Candlelight, Chestnut, Chocolate,

Dolce Vita, Grenada, Hardrock Maple,

Havana, Palomino, Pebble, Sand,

White Chocolate

MODEL NO.

PRICE

| | | | |
|------------------|-----------------------|--------|------|
| UCT-90R-P | HPL with PVC edge | CAD \$ | 837 |
| UCT-90R-S | Corian® Solid Surface | CAD \$ | 1258 |

V2TC-90S

DESCRIPTION –

Square Corner Table

Includes two connecting brackets



DIMENSIONS –

Width 28

Depth 28

Cubic Feet 2

Ship Weight 30

AVAILABLE IN 12 LAMINATED FINISHES –

Aria, Candlelight, Chestnut, Chocolate,

Dolce Vita, Grenada, Hardrock Maple,

Havana, Palomino, Pebble, Sand,

White Chocolate

MODEL NO.

PRICE

| | | | |
|-------------------|-----------------------|--------|------|
| V2TC-90S-P | HPL with PVC edge | CAD \$ | 837 |
| V2TC-90S-S | Corian® Solid Surface | CAD \$ | 1258 |

UCT-SP

DESCRIPTION –

Square Spacer Table

Includes two connecting brackets



DIMENSIONS –

Width 22

Depth 22

Cubic Feet 1

Ship Weight 16

AVAILABLE IN 12 LAMINATED FINISHES –

Aria, Candlelight, Chestnut, Chocolate,

Dolce Vita, Grenada, Hardrock Maple,

Havana, Palomino, Pebble, Sand,

White Chocolate

MODEL NO.

PRICE

| | | | |
|-----------------|-----------------------|--------|------|
| UCT-SP-P | HPL with PVC edge | CAD \$ | 615 |
| UCT-SP-S | Corian® Solid Surface | CAD \$ | 1198 |

Vista II

Occasional Table Collection

V2F-222217

DESCRIPTION –

Square Table



DIMENSIONS –

Width 22

Depth 22

Height 17

Cubic Feet 2

Ship Weight 27

AVAILABLE IN 12 LAMINATED FINISHES –

Aria, Candlelight, Chestnut, Chocolate,

Dolce Vita, Grenada, Hardrock Maple,

Havana, Palomino, Pebble, Sand,

White Chocolate

MODEL NO.

PRICE

V2F-222217-P HPL with PVC edge CAD \$ 807

V2F-222217-S Corian® Solid Surface CAD \$ 1283

